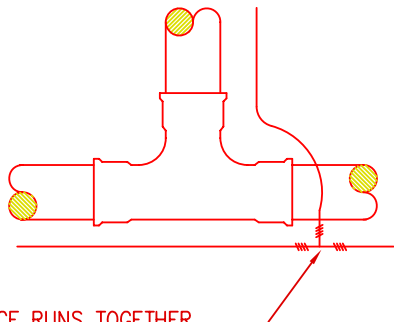
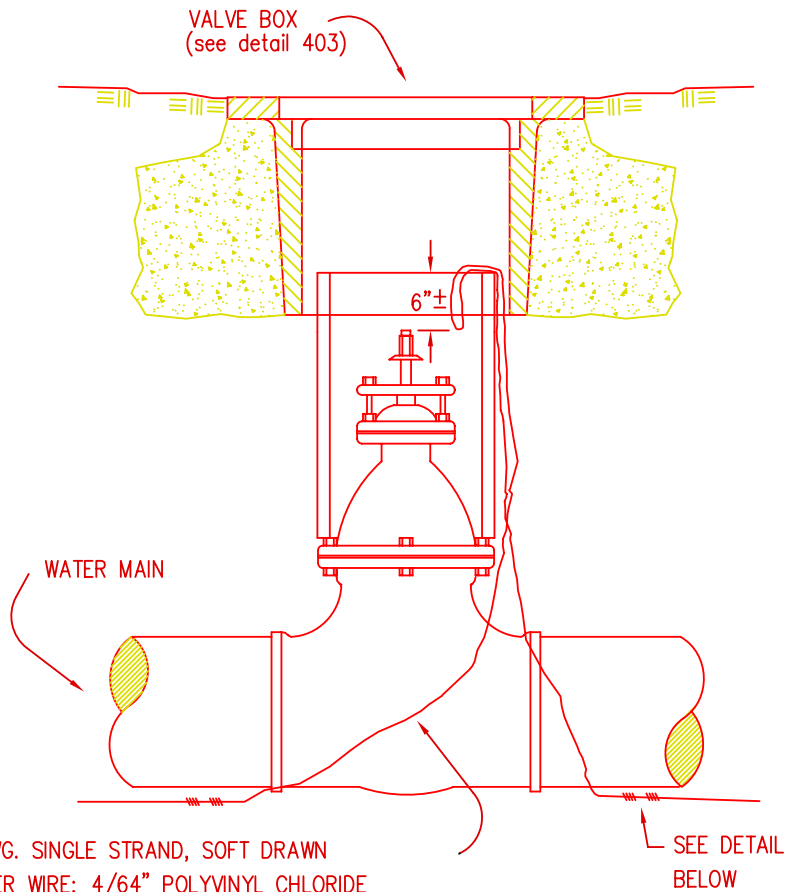


WIRE NOT REQUIRED BETWEEN VALVES IF WITHIN 10' OF TEE

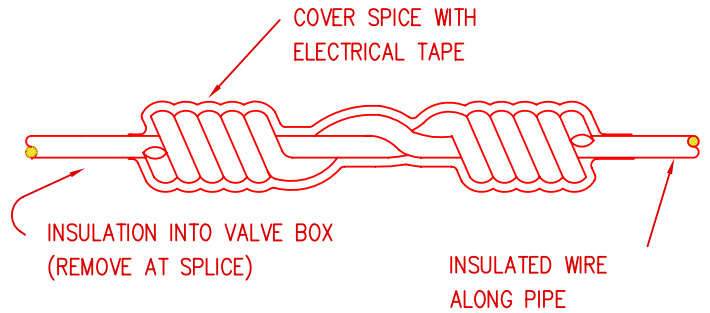


SPLICE RUNS TOGETHER
KEEP CLEAR OF FITTING

TYPICAL LAYOUT



10 AWG. SINGLE STRAND, SOFT DRAWN COPPER WIRE; 4/64" POLYVINYL CHLORIDE INSULATION INTO VALVE BOX, AND ALONG PIPE.



SPLICE DETAIL

NOTES:

1. WIRE TO BE CONTINUOUS BETWEEN VALVE BOXES, EXCEPT AS NOTED.
2. LOCATING WIRE TO BE LAID AT BOTTOM OF TRENCH, NEXT TO PIPE.



526 C Street, Marysville, CA 95901

DEPARTMENT OF CITY SERVICES

APPROVED

DATE

STANDARD DETAIL 404

Locating Wire
Water Lines