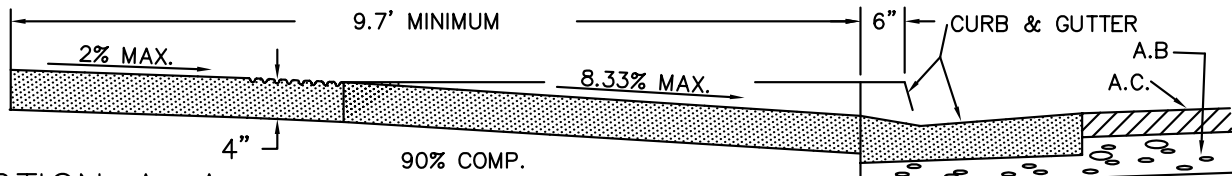


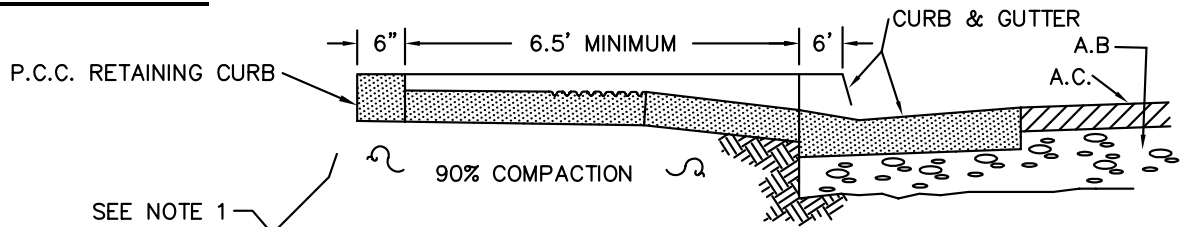
NOTES:

1. THE RAMP SHALL HAVE A 12" WIDE BORDER W/1/4" GROOVES APPROX. 3/4" O.C. SEE GROOVE DETAIL. THE SURFACE OF RAMP SHALL HAVE A TRANSVERSE BROOMED SURFACE TEXTURE ROUGHER THAN THE SURROUNDING SIDEWALK EXCEPT WHEN LOCATED IN CENTER OF CURB RETURN AND EXCEPT FOR THE 2' X 4' SECTION OF TRUNCATED DOME CONCRETE TILE PAVERS AS SHOWN IN THE DETAILS.
2. THE CITY OF MARYSVILLE REQUIRES THAT CONCRETE TILE TRUNCATED DOME PAVERS BE INSTALLED IN ALL HANDICAP RAMPS IN THE PUBLIC RIGHT OF WAY. THE PAVERS MUST BE WAUSAU ADA PAVERS THAT MEASURE 2" THICK AND 11 13/16" SQUARE, OR EQUIVALENT AS APPROVED BY THE CITY. THESE TILES MUST BE SEALED AGAINST STAINING AND BRICK RED IN COLOR.
3. SEE STATE STANDARD PLANS FOR ADDITIONAL DETAILS

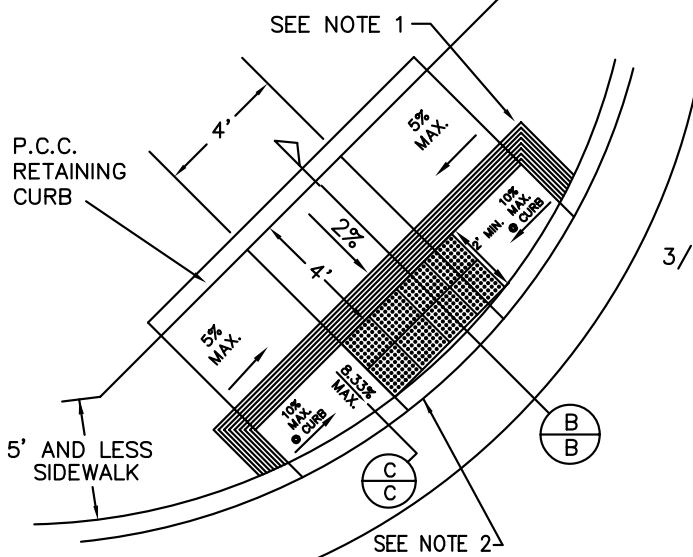
HANDICAP RAMP TYPE 1
FOR SIDEWALKS GREATER THAN 5'



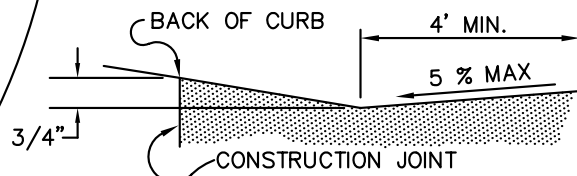
SECTION A-A



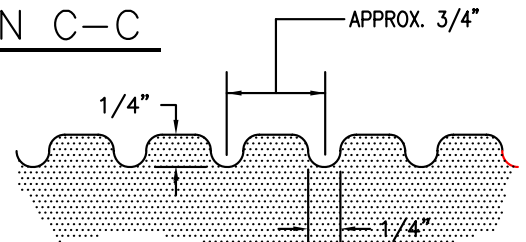
SECTION B-B



HANDICAP RAMP TYPE 2
FOR SIDEWALKS 5' AND LESS



SECTION C-C



GROOVE DETAIL
N.T.S.



DEPARTMENT OF CITY SERVICES

STANDARD DETAIL 106

APPROVED _____ DATE _____

Handicap Ramp